




HCT-40-2T-1.5/AL IE3

Code: 1003065



Extremely robust tubular axial fans

Tubular wall mounted fans. PL version fitted with a plastic impeller and AL version with an aluminium impeller.



Fan:

- Airflow direction from motor to impeller.
- PL version impellers in fibreglass reinforced polyamide-6 and AL version in cast aluminium. Models 40-2T and 45-2T only in AL version.
- Tubular casing in sheet steel with external terminal box.

Motor:

- Motors with IE3 efficiency for powers equal to or greater than 0.75 kW, except single-phase, 2-speed and 8-pole.
- Class F motors with ball bearings. IP55 protection. Except single-phase models from size 45 to size 56, with IP54 protection. 1 or 2 speeds depending on model.
- Single-phase 230 V 50 Hz and three-phase 230/400 V 50 Hz (up to 4 kW) and 400/690 V 50 Hz (powers greater than 4 kW).
- Working temperature: -25 °C +50 °C.

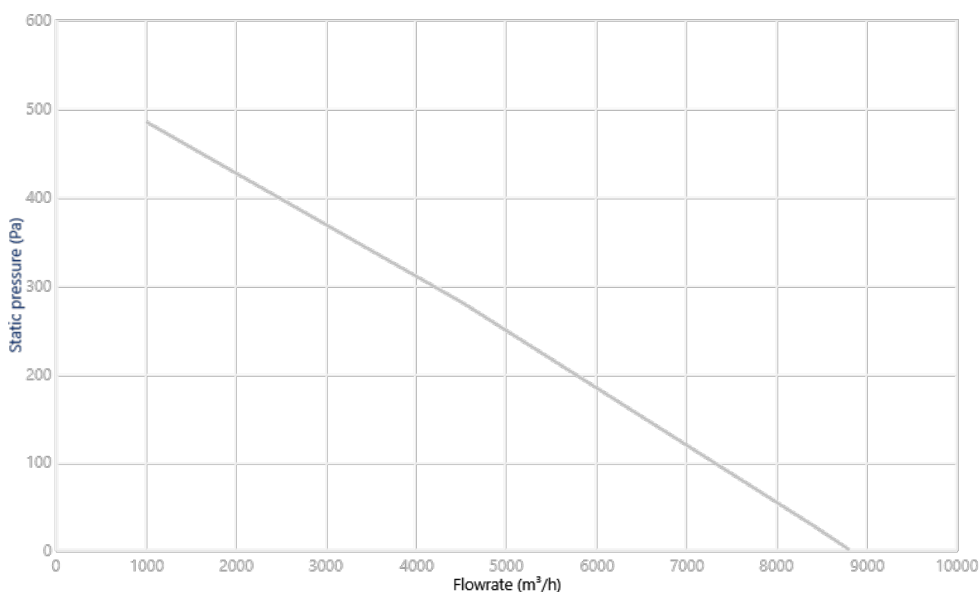
Finish:

- Anti-corrosive finish in polyester resin, polymerised at 190 °C, after degreasing with phosphate-free nanotechnology treatment.

On request:

- Airflow direction from impeller to motor.
- 100% reversible impellers.
- Special windings for different voltages.
- ATEX certified Category 2.

CHARACTERISTIC CURVE AND ACOUSTICS AT 1.2KG/M³



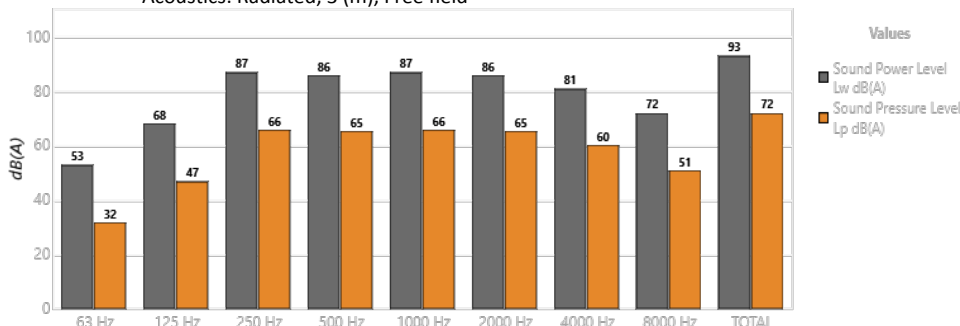
Design Point

Q (m³/h)	
Ps (Pa)	

Service Point (SP)

Q (m³/h)	-
Ps (Pa)	-
Pd (Pa)	-
Pt (Pa)	-

Acoustics: Radiated, 3 (m), Free field



Band	Lw dB(A)	Lp dB(A)
63 Hz	53	32
125 Hz	68	47
250 Hz	87	66
500 Hz	86	65
1000 Hz	87	66
2000 Hz	86	65
4000 Hz	81	60
8000 Hz	72	51
TOTAL	93	72





TECHNICAL CHARACTERISTICS

Airflow maximum (m³/h)	8805
Speed (rpm)	2830
Maximum static pressure (Pa)	484.3
Maximum total pressure (Pa)	487

ERP

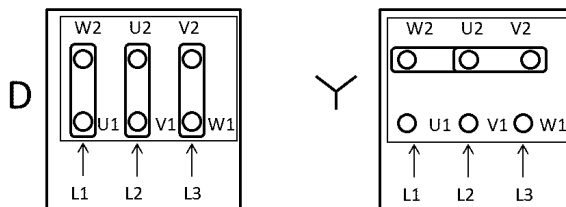
Efficiency	35.7%
Efficiency grade N	42.0
Measurement category	A
Efficiency category	Static
Specific ratio	1.00
Flowrate (m³/h)	4355

Pressure (Pa)	289
Input power (kW)	0.980
Speed (rpm)	2873
Variable speed drive	VSD not necessary
ErP compliance	2015

♦ Data established at point of optimum efficiency

MOTOR DATA

Rated Mechanical Power (kW)	1.1
Hz/phases	50/3
Motor (rpm)	2830
Poles	2P
Max. current (A) 380-415 V Y	2.34
Max. current (A) 220-240 V D	4.03
Motor protection	IP55
Motor frame size	80



Data can change, please check motor plate

DIMENSIONS

ØA	ØB	ØD	E	E1	ØJ	N
490	450	410	320	7	12	8x45°

Dimensions without explicitly defined units are shown in millimeters (mm). Dimensions depending on the motor are approximate

Approx. weight (kg)	26
---------------------	----

