

THT-80-4T-4-F-400 IE3

Code: 1139221



400 °C/2h and 300 °C/2h tubular axial extract fans with short casings

Tubular axial extract fans with short casing for immersed operation in fire risk zones.



Fan:

- Tubular casing in sheet steel.
- Variable angle impeller made of cast aluminium.
- Approved in accordance with standard EN 12101-3, with certifications no.: 0370-CPR-0305 (F400) and 0370-CPR-0973 (F300).
- Airflow direction from motor to impeller.

Motor:

- Class H motors for S1 continuous operation and S2 emergency use. With ball bearings, IP55 protection and 1 or 2 speeds, depending on model.
- Motors with IE3 efficiency for powers equal to or greater than 0.75 kW, except single-phase, 2-speed and 8-pole.
- Three-phase 230/400 V 50 Hz (up to 3 kW) and 400/690 V 50 Hz (powers greater than 3 kW).
- Maximum temperature of air to be carried: S1 -25 °C +40 °C continuous service, also suitable for warm climates with temperatures up to 50 °C. S2 operation, 300 °C/2h, 400 °C/2h.

Finish:

- Anti-corrosive finish in polyester resin, polymerised at 190 °C, after degreasing with phosphate-free nanotechnology treatment.

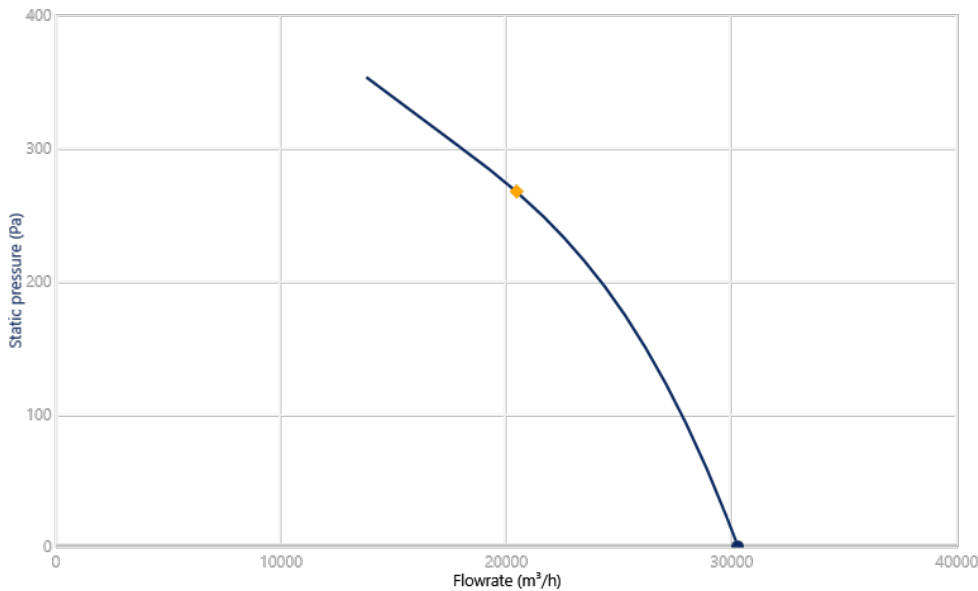
Available versions:

- THT/CL: Tubular axial fans with long casing equipped with inspection hatch.

On request:

- Airflow direction from impeller to motor.
- 100% reversible impellers.

CHARACTERISTIC CURVE AND ACOUSTICS AT 1.2KG/M³



Design Point

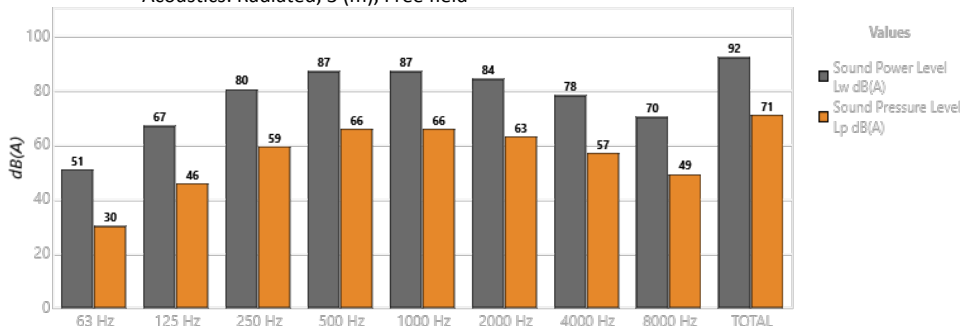
Q (m³/h)	30250
Ps (Pa)	0

Service Point (SP)

Q (m³/h)	30250
Ps (Pa)	-
Pd (Pa)	167.7
Pt (Pa)	167.7
Impeller (rpm)	1430
Blade Inclination (°)	16
Max. Temp. (°C)	40
Outlet air speed (m/s)	16.72
Mechanical efficiency (Pt) (%)	62.23
SFP (kW/m³/s)	0.3062
Mechanical power (kW)	2.264



Acoustics: Radiated, 3 (m), Free field



Band	Lw dB(A)	Lp dB(A)
63 Hz	51	30
125 Hz	67	46
250 Hz	80	59
500 Hz	87	66
1000 Hz	87	66
2000 Hz	84	63
4000 Hz	78	57
8000 Hz	70	49
TOTAL	92	71

TECHNICAL CHARACTERISTICS

Airflow maximum (m ³ /h)	30250
Speed (rpm)	1430
Maximum static pressure (Pa)	352.8
Maximum total pressure (Pa)	387.6

ERP

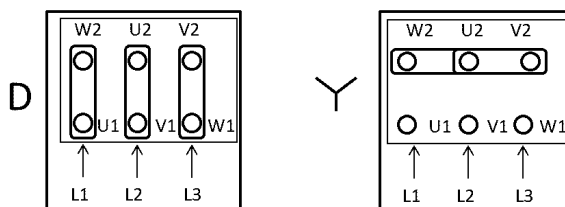
Efficiency	45.8%
Efficiency grade N	48.8
Measurement category	C
Efficiency category	Static
Specific ratio	1.00
Flowrate (m ³ /h)	20444

Pressure (Pa)	267
Input power (kW)	3.309
Speed (rpm)	1455
Variable speed drive	VSD not necessary
ErP compliance	2015

♦ Data established at point of optimum efficiency

MOTOR DATA

Rated Mechanical Power (kW)	3
Hz/phases	50/3
Motor (rpm)	1455
Poles	4P
Max. current (A) 380-400 V Y	6.33
Max. current (A) 220-240 V D	11.01
Motor protection	IP55
Motor class	F400
Motor frame size	100L



Data can change, please check motor plate



DIMENSIONS

ØA	ØB	C	ØD	E	ØJ	N
900	860	462	800	300	12	16x22°30'

Dimensions without explicitly defined units are shown in millimeters (mm). Dimensions depending on the motor are approximate

Approx. weight (kg)	78
---------------------	----

