

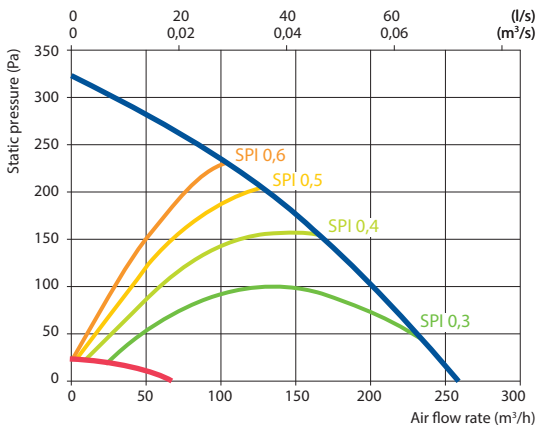
Domekt CF 200 V C6M

Maximal air flow, m ³ /h	189
Maximal air flow, l/s	53
Reference flow rate, m ³ /s	0,037
Reference pressure difference, Pa	50
SPI, W/(m ³ /h)	0,21
Thermal efficiency of heat recovery, %	92
Electric air heater capacity, kW / Δt, °C	0,5/11
Electric preheater capacity, kW / Δt, °C	1/22,1
Supply voltage, V	1~230
Maximal operating current HE, A	8,3
Power supply cable, mm ²	3×1,5
Electric power input of the fan drive at maximum flow rate, W	37
Electric power input of the fan drive at reference flow rate, W	15
Noise power level, L _{WA} , dB(A)	40
Noise pressure level, L _{PA} , dB(A), (3 m)	29
Filters dimensions B×H×L, mm	365×132×46
Unit dimensions B×H×L, mm	630×790×595
Maintenance space, mm	600
Unit weight, kg	42



Performance

Unit with standard equipment



Accessories

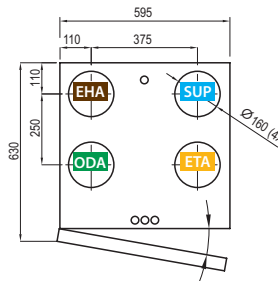
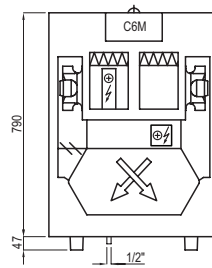
Closing damper	AGUJ-M-160+LF230/CM230
Silencer	A/D AGS-160-50-600-M
	B/C AGS-160-50-900-M
Water heater	DH-160
PPU	PPU-HW-3R-15-0,4-W2
2-way valve (heater)	VVP47.10-0,25+SSF161.05HF
Outdoor grill	LD-160

Temperature efficiency

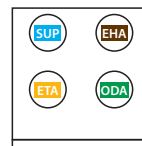
	Winter					Summer		
Outdoor temperature, °C	-23	-15	-10	-5	0	25	30	35
After heat exchanger, °C	18,9*	19,0*	19,0*	19,0*	19,6	22,3	22,9	23,4

indoor +22 °C, 20 % RH
* calculations made after evaluation of the preheater.

Shown as right (R1)



Shown as left (L1)



▶ ODA – outdoor intake ▶ SUP – supply air ▶ ETA – extract indoor ▶ EHA – exhaust air