




HCT-31-2T/PL



Extremely robust tubular axial fans

Tubular wall mounted fans. PL version fitted with a plastic impeller and AL version with an aluminium impeller.



Fan:

- Airflow direction from motor to impeller.
- PL version impellers in fibreglass reinforced polyamide-6 and AL version in cast aluminium. Models 40-2T and HCT-45-2T only in AL version.
- Tubular casing in sheet steel with external terminal box.

Motor:

- Motors with IE3 efficiency for powers equal to or greater than 0.75 kW, except single-phase, 2-speed and 8-pole.
- Class F motors with ball bearings. IP55 protection. Except single-phase models from size 45 to size 56, with IP54 protection. 1 or 2 speeds depending on model.
- Single-phase 230 V 50 Hz and three-phase 230/400 V 50 Hz (up to 4 kW) and 400/690 V 50 Hz (powers greater than 4 kW).
- Working temperature: -25 °C +50 °C.

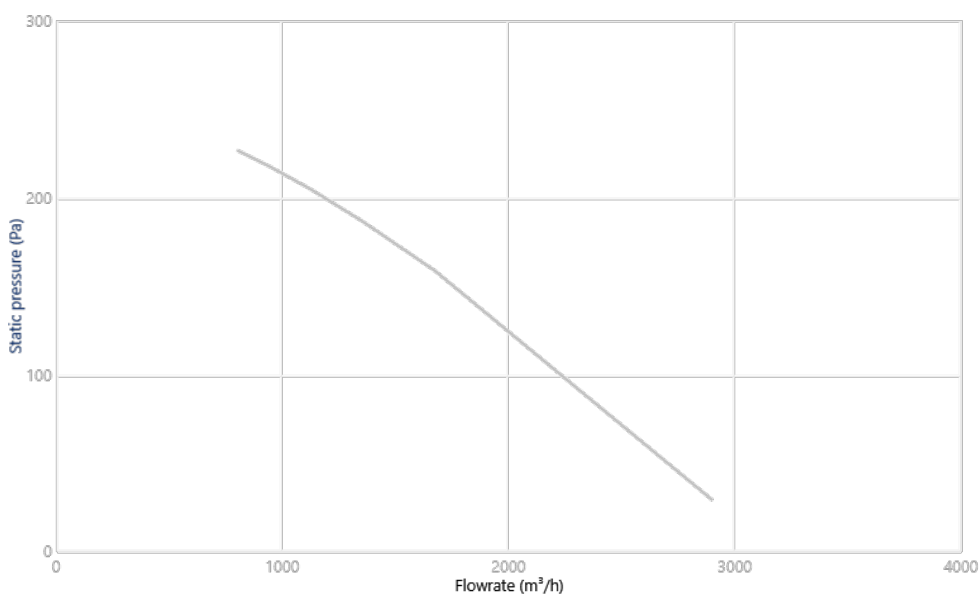
Finish:

- Anti-corrosive finish in polyester resin, polymerised at 190 °C, after degreasing with phosphate-free nanotechnology treatment.

On request:

- Airflow direction from impeller to motor.
- 100% reversible impellers.
- Special windings for different voltages.
- ATEX certified Category 2.

CHARACTERISTIC CURVE AND ACOUSTICS AT 1.2KG/M³



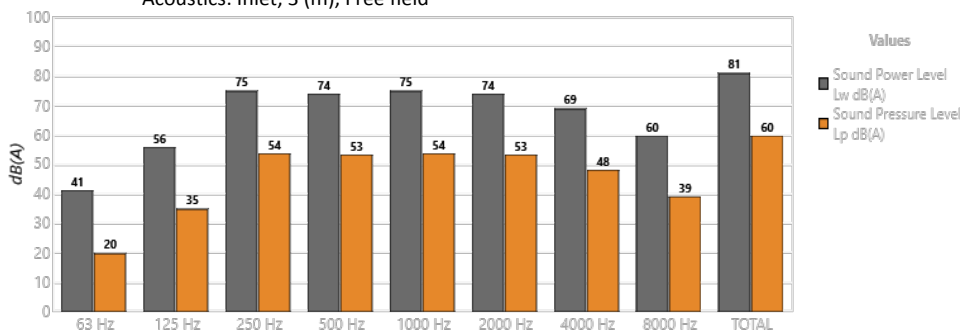
Design Point

Q (m³/h)	
Ps (Pa)	

Service Point (SP)

Q (m³/h)	-
Ps (Pa)	-
Pd (Pa)	-
Pt (Pa)	-

Acoustics: Inlet, 3 (m), Free field



Band	Lw dB(A)	Lp dB(A)
63 Hz	41	20
125 Hz	56	35
250 Hz	75	54
500 Hz	74	53
1000 Hz	75	54
2000 Hz	74	53
4000 Hz	69	48
8000 Hz	60	39
TOTAL	81	60





TECHNICAL CHARACTERISTICS

Airflow maximum (m ³ /h)	2900
Speed (rpm)	2710
Maximum static pressure (Pa)	226.7
Maximum total pressure (Pa)	231.9

ERP

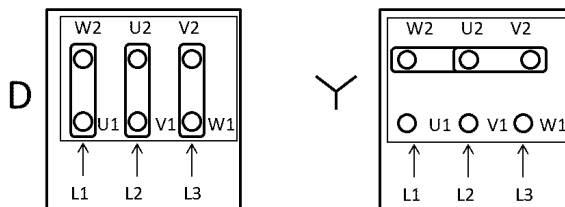
Efficiency	30.2%
Efficiency grade N	40.5
Measurement category	A
Efficiency category	Static
Specific ratio	1.00
Flowrate (m ³ /h)	1708

Pressure (Pa)	155
Input power (kW)	0.243
Speed (rpm)	2781
Variable speed drive	VSD not necessary
ErP compliance	2015

♦ Data established at point of optimum efficiency

MOTOR DATA

Rated Mechanical Power (kW)	0.18
Hz/phases	50/3
Motor (rpm)	2710
Poles	2P
Max. current (A) 380-415 V Y	0.58
Max. current (A) 220-240 V D	1
Motor protection	IP55
Motor frame size	63



Data can change, please check motor plate

DIMENSIONS

ØA	ØB	ØD	E	E1	ØJ	N
350	320	280	270	-	10	4x90°

Dimensions without explicitly defined units are shown in millimeters (mm). Dimensions depending on the motor are approximate

Approx. weight (kg)	8
---------------------	---

