

MSZ-DW SERIES

R32

Introducing an indoor unit that is compact yet packed with a variety of features. High energy saving performance and Air Purifying Filter bring you a comfortable indoor environment.

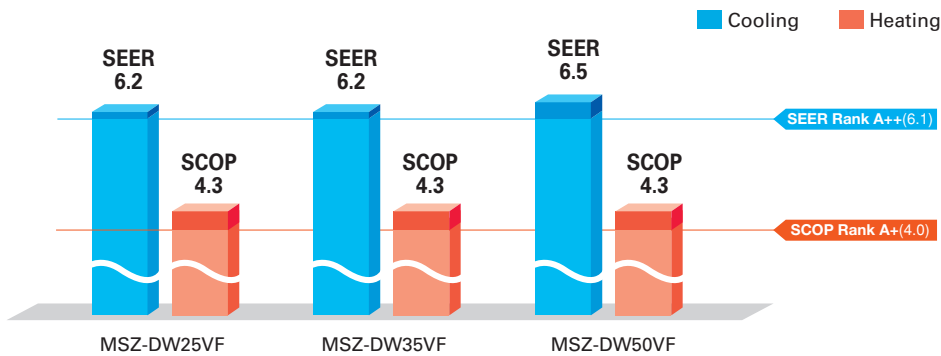
MSZ-DW25/35/50VF



Energy Saving



Mitsubishi Electric's inverter technologies are adopted to provide automatic adjustment of operation load according to need. This reduces excessive consumption of electricity, and thereby realises Energy Rank "A++" for SEER (cooling) and "A+" for SCOP (heating).



Simple and Compact Design

The stylish design makes it a natural match for any room. The width of indoor units is compact, making installation in smaller, tighter spaces possible.



Simple Control

The simple remote controller and functions provide the easy control solution and comforts of life.



Air Purifying Filter



Air Purifying Filter generates stable antibacterial, antifungal, and deodorant effects. The three-dimensional surface expands the filter's capture area and contributes to the better dust collection performance than conventional filters.



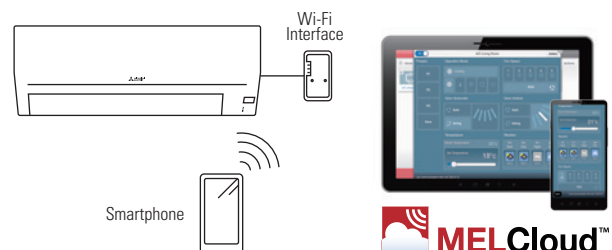
Wi-Fi and System Control

Wi-Fi Interface (Optional)

Optional interface and a Cloud-based solution "MELCloud" enable users to control air conditioners and check operating status via devices such as laptops, tablets and smartphones.

System Control Interface (Optional)

- Remote on/off operation is possible by input to the connector.
- Depending on the interface used, connecting a wired remote control such as the PAR-41MAA is possible.
- Centralised control is possible when connected to M-NET.



MSZ-DW SERIES



Indoor Unit R32



MSZ-DW25/35/50VF

Outdoor Unit



MUZ-DW25VF

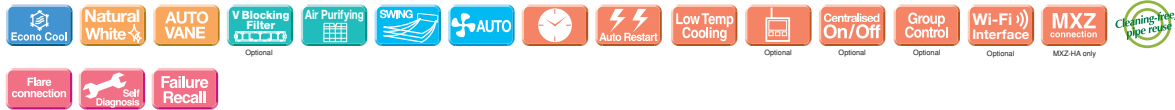


MUZ-DW35VF



MUZ-DW50VF

Remote Controller



Type		Inverter Heat Pump				
Indoor Unit		MSZ-DW25VF	MSZ-DW35VF	MSZ-DW50VF		
Outdoor Unit		MUZ-DW25VF	MUZ-DW35VF	MUZ-DW50VF		
Refrigerant		R32 ⁽¹⁾				
Power Source		Outdoor Power supply				
Supply Outdoor (V / Phase / Hz)		230V/Single/50Hz				
Cooling	Design load	kW	2.5	3.4	5.0	
	Annual electricity consumption ⁽²⁾	kWh/a	135	184	261	
	SEER ⁽⁴⁾		6.2	6.2	6.5	
	Energy efficiency class			A++	A++	
	Capacity	Rated	kW	2.5	3.4	5.0
Heating (Average Season) ⁽⁵⁾	Design load	kW	1.9 (-10°C)	2.4 (-10°C)	3.8 (-10°C)	
	Declared Capacity	at reference design temperature	kW	1.9 (-10°C)	2.4 (-10°C)	3.8 (-10°C)
		at bivalent temperature	kW	1.9 (-10°C)	2.4 (-10°C)	3.8 (-10°C)
		at operation limit temperature	kW	1.9 (-10°C)	2.4 (-10°C)	3.8 (-10°C)
	Back up heating capacity	kW	0.0 (-10°C)	0.0 (-10°C)	0.0 (-10°C)	
Annual electricity consumption ⁽²⁾	kWh/a	618	781	1174		
Operating Current (Max)	SCOP ⁽⁴⁾		4.3	4.3	4.3	
	Energy efficiency class			A+	A+	
	Capacity	Rated	kW	3.15	3.6	5.4
	Min-Max	kW	0.7-3.5	0.9-3.7	1.4-6.5	
	Total Input	Rated	kW	0.850	0.975	1.550
Indoor Unit	Operating Current (Max)	A	5.0	6.7	10.0	
	Input	Rated	kW	0.023	0.028	0.029
	Operating Current(Max)	A	0.24	0.28	0.29	
	Dimensions	H*W*D	mm	290-799-232	290-799-232	290-799-232
	Weight	kg		9	9	10
Outdoor Unit	Air Volume	Cooling	m ³ /min	3.6 - 5.6 - 7.5 - 9.9	3.6 - 5.8 - 8.1 - 11.3	5.9 - 7.7 - 9.7 - 12.3
	Heating	m ³ /min	3.4 - 5.6 - 7.7 - 10.3	3.4 - 5.6 - 7.7 - 10.7	6.0 - 7.7 - 9.7 - 12.6	
	Sound Level (SPL)	Cooling	dB(A)	21 - 30 - 37 - 43	22 - 31 - 38 - 46	28 - 36 - 40 - 45
	Heating	dB(A)	21 - 30 - 37 - 43	21 - 30 - 37 - 44	27 - 34 - 41 - 47	
	Sound Level (PWL)	Cooling	dB(A)	57	60	60
Ext. Piping	Dimensions	H*W*D	mm	538-699-249	538-699-249	550-800-285
	Weight	kg		23	24	35
	Air Volume	Cooling	m ³ /min	30.3	32.2	33.5
	Heating	m ³ /min	30.3	32.2	32.7	
	Sound Level (SPL)	Cooling	dB(A)	50	51	50
Guaranteed Operating Range (Outdoor)	Heating	dB(A)	50	51	51	
	Sound Level (PWL)	Cooling	dB(A)	63	64	64
	Operating Current (Max)	A	5.3	7.0	9.2	
	Breaker Size	A	10	10	12	
	Diameter	Liquid/Gas	mm	6.35 / 9.52	6.35 / 9.52	6.35 / 9.52
Max.Length	Out-In	m	20	20	20	
	Out-In	m	12	12	12	
	Out-In	m	12	12	12	
Guaranteed Operating Range (Outdoor)	Cooling	°C	-10 ~ +46	-10 ~ +46	-10 ~ +46	
	Heating	°C	-10 ~ +24	-10 ~ +24	-10 ~ +24	

(1) Refrigerant leakage contributes to climate change. Refrigerant with lower global warming potential (GWP) would contribute less to global warming than a refrigerant with higher GWP. If leaked to the atmosphere, this appliance contains a refrigerant fluid with a GWP equal to 550. This means that if 1 kg of this refrigerant fluid would be leaked to the atmosphere, the impact on global warming would be 550 times higher than 1 kg of CO₂ over a period of 100 years. Never try to interfere with the refrigerant circuit yourself or disassemble the product yourself and always ask a professional.

The GWP of R32 is 675 in the IPCC 4th Assessment Report.

(2) Energy consumption based on standard test results. Actual energy consumption will depend on how the appliance is used and where it is located.

(3) SHi: Super High

(4) SEER, SCOP and other related description are based on COMMISSION DELEGATED REGULATION (EU) No.626/2011. The temperature conditions for calculating SCOP are based on "Average Season".

(5) Please see page 53-54 for heating (warmer season) specifications.