

HCT-56-4T-1.5/PL IE3

Code: 1003069



Extremely robust tubular axial fans

Tubular wall mounted fans. PL version fitted with a plastic impeller and AL version with an aluminium impeller.



Fan:

- Airflow direction from motor to impeller.
- PL version impellers in fibreglass reinforced polyamide-6 and AL version in cast aluminium. Models 40-2T and 45-2T only in AL version.
- Tubular casing in sheet steel with external terminal box.

Motor:

- Motors with IE3 efficiency for powers equal to or greater than 0.75 kW, except single-phase, 2-speed and 8-pole.
- Class F motors with ball bearings. IP55 protection. Except single-phase models from size 45 to size 56, with IP54 protection. 1 or 2 speeds depending on model.
- Single-phase 230 V 50 Hz and three-phase 230/400 V 50 Hz (up to 4 kW) and 400/690 V 50 Hz (powers greater than 4 kW).
- Working temperature: -25 °C +50 °C.

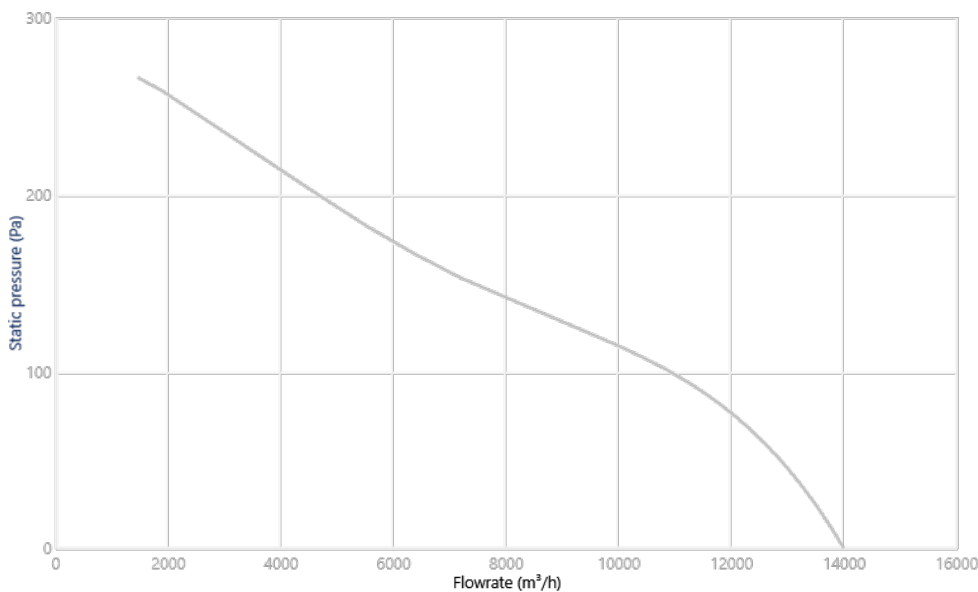
Finish:

- Anti-corrosive finish in polyester resin, polymerised at 190 °C, after degreasing with phosphate-free nanotechnology treatment.

On request:

- Airflow direction from impeller to motor.
- 100% reversible impellers.
- Special windings for different voltages.
- ATEX certified Category 2.

CHARACTERISTIC CURVE AND ACOUSTICS AT 1.2KG/M³



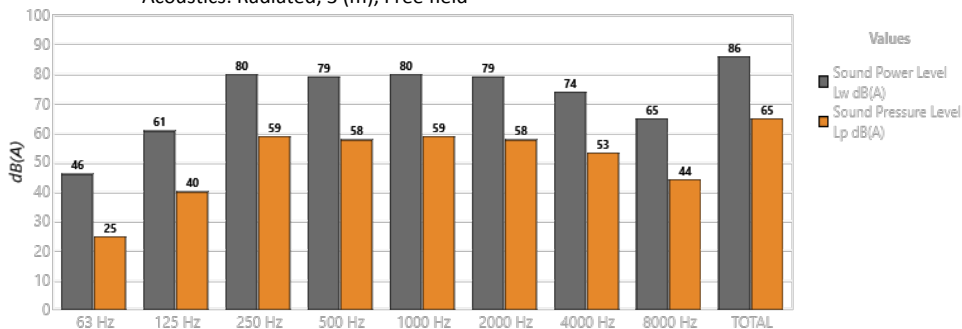
Design Point

Q (m³/h)	
Ps (Pa)	

Service Point (SP)

Q (m³/h)	-
Ps (Pa)	-
Pd (Pa)	-
Pt (Pa)	-

Acoustics: Radiated, 3 (m), Free field



Band	Lw dB(A)	Lp dB(A)
63 Hz	46	25
125 Hz	61	40
250 Hz	80	59
500 Hz	79	58
1000 Hz	80	59
2000 Hz	79	58
4000 Hz	74	53
8000 Hz	65	44
TOTAL	86	65

TECHNICAL CHARACTERISTICS

Airflow maximum (m³/h)	13995
Speed (rpm)	1455
Maximum static pressure (Pa)	266
Maximum total pressure (Pa)	267.6

ERP

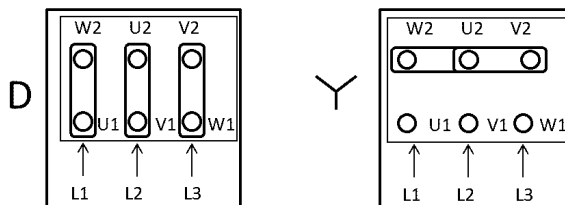
Efficiency	66.6%
Efficiency grade N	73.1
Measurement category	B
Efficiency category	Total
Specific ratio	1.00
Flowrate (m³/h)	12945

Pressure (Pa)	175
Input power (kW)	0.947
Speed (rpm)	1467
Variable speed drive	VSD not necessary
ErP compliance	2015

♦ Data established at point of optimum efficiency

MOTOR DATA

Rated Mechanical Power (kW)	1.1
Hz/phases	50/3
Motor (rpm)	1455
Poles	4P
Max. current (A) 380-415 V Y	2.34
Max. current (A) 220-240 V D	4.07
Motor protection	IP55
Motor frame size	90S/L



Data can change, please check motor plate

DIMENSIONS

ØA	ØB	ØD	E	E1	ØJ	N
660	620	560	400	49	12	12x30°

Dimensions without explicitly defined units are shown in millimeters (mm). Dimensions depending on the motor are approximate

Approx. weight (kg)	41
---------------------	----

