

HCT-35-4T/PL

Code: 1000055



Extremely robust tubular axial fans

Tubular wall mounted fans. PL version fitted with a plastic impeller and AL version with an aluminium impeller.



Fan:

- Airflow direction from motor to impeller.
- PL version impellers in fibreglass reinforced polyamide-6 and AL version in cast aluminium. Models 40-2T and 45-2T only in AL version.
- Tubular casing in sheet steel with external terminal box.

Motor:

- Motors with IE3 efficiency for powers equal to or greater than 0.75 kW, except single-phase, 2-speed and 8-pole.
- Class F motors with ball bearings. IP55 protection. Except single-phase models from size 45 to size 56, with IP54 protection. 1 or 2 speeds depending on model.
- Single-phase 230 V 50 Hz and three-phase 230/400 V 50 Hz (up to 4 kW) and 400/690 V 50 Hz (powers greater than 4 kW).
- Working temperature: -25 °C +50 °C.

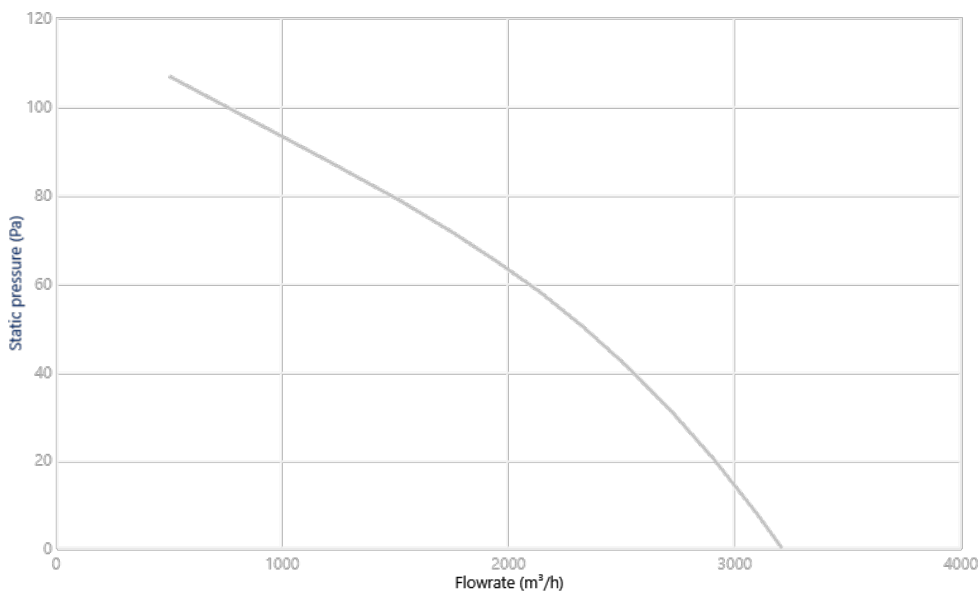
Finish:

- Anti-corrosive finish in polyester resin, polymerised at 190 °C, after degreasing with phosphate-free nanotechnology treatment.

On request:

- Airflow direction from impeller to motor.
- 100% reversible impellers.
- Special windings for different voltages.
- ATEX certified Category 2.

CHARACTERISTIC CURVE AND ACOUSTICS AT 1.2KG/M³

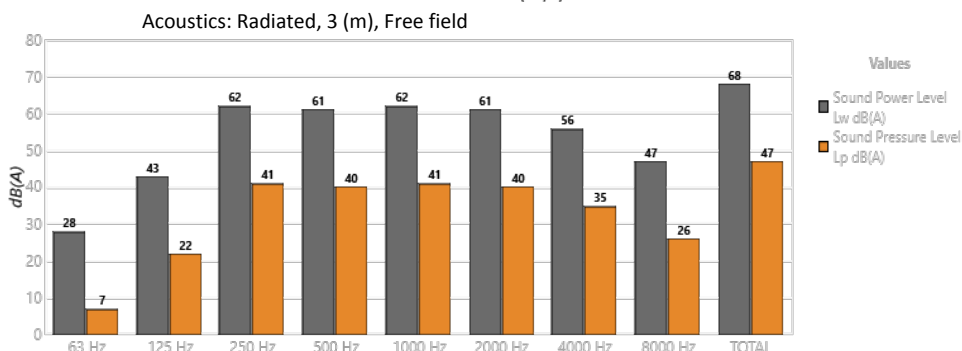


Design Point

Q (m³/h)	
Ps (Pa)	

Service Point (SP)

Q (m³/h)	-
Ps (Pa)	-
Pd (Pa)	-
Pt (Pa)	-



Band	Lw dB(A)	Lp dB(A)
63 Hz	28	7
125 Hz	43	22
250 Hz	62	41
500 Hz	61	40
1000 Hz	62	41
2000 Hz	61	40
4000 Hz	56	35
8000 Hz	47	26
TOTAL	68	47

TECHNICAL CHARACTERISTICS

Airflow maximum (m³/h)	3210
Speed (rpm)	1320
Maximum static pressure (Pa)	106.7
Maximum total pressure (Pa)	107.9

ERP

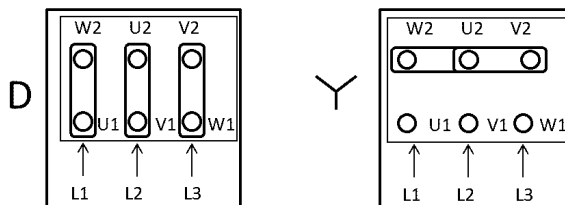
Efficiency	28.0%
Efficiency grade N	40.1
Measurement category	A
Efficiency category	Static
Specific ratio	1.00
Flowrate (m³/h)	1857

Pressure (Pa)	68
Input power (kW)	0.125
Speed (rpm)	1375
Variable speed drive	VSD not necessary
ErP compliance	2015

♦ Data established at point of optimum efficiency

MOTOR DATA

Rated Mechanical Power (kW)	0.09
Hz/phases	50/3
Motor (rpm)	1320
Poles	4P
Max. current (A) 380-415 V Y	0.38
Max. current (A) 220-240 V D	0.65
Motor protection	IP55
Motor frame size	56



Data can change, please check motor plate

DIMENSIONS

ØA	ØB	ØD	E	E1	ØJ	N
425	395	355	280	-	10	8x45°

Dimensions without explicitly defined units are shown in millimeters (mm). Dimensions depending on the motor are approximate

Approx. weight (kg)	10
---------------------	----

