

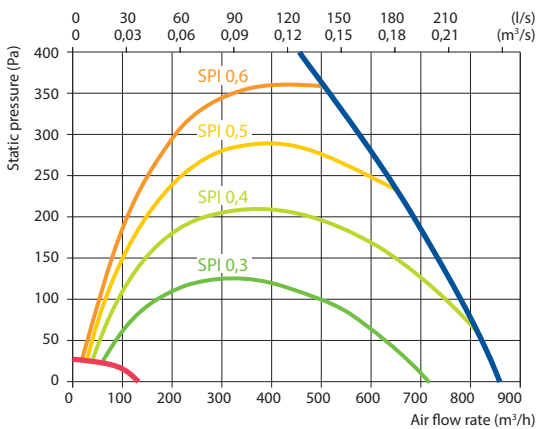
Domekt R 700 V C6M

Maximal air flow, m ³ /h	738
Maximal air flow, l/s	205
Reference flow rate, m ³ /s	0,140
Reference pressure difference, Pa	50
SPI, W/(m ³ /h)	0,26
Thermal efficiency of heat recovery, %	84
Electric air heater capacity, kW / Δt, °C	2/11,6
Supply voltage, V	1~230
Maximal operating current HE, A	11,6
Power supply cable, mm ²	3×1,5
Electric power input of the fan drive at maximum flow rate, W	178
Electric power input of the fan drive at reference flow rate, W	76
Noise power level, L _{WA} , dB(A)	44
Noise pressure level, L _{PA} , dB(A), (3 m)	33
Filters dimensions BxHxL, mm	540×260×46
Unit dimensions BxHxL, mm	637×950×1070
Maintenance space, mm	1070
Unit weight, kg	110



Performance

Unit with standard equipment



Accessories

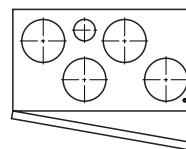
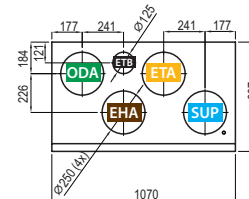
Closing damper	AGUJ-M-250+LF230/CM230
Silencer	A/D AGS-250-50-600-M
	B/C AGS-250-50-900-M
Water heater	DH-250
PPU	PPU-HW-3R-15-0,63-W2
2-way valve (heater)	VVP47.10-0,63+SSF161.05HF
Water cooler	DCW-0,7-5
2-way valve (cooler)	VVP47.15-2,5+SSF161.05HF
Outdoor grill	LD-250
Water heater-cooler	DHCW-250
DX cooler	DCF-0,7-5
Cooling unit	MOU-18HFN8+KA8140

Temperature efficiency

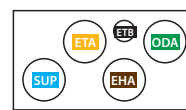
	Winter				Summer			
Outdoor temperature, °C	-23	-15	-10	-5	0	25	30	35
After heat exchanger, °C	14,7	16,0	16,8	17,6	18,4	22,5	23,3	24,1

indoor +22 °C, 20 % RH

Shown as right (R1)



Shown as left (L1)



- ▶ ODA – outdoor intake
- ▶ SUP – supply air
- ▶ ETA – extract indoor
- ▶ EHA – exhaust air
- ▶ ETB – additional extraction connection (by-pass – extraction without heat recovery)