



PA3500/4200

Stylish air curtain for commercial and industrial premises, with intelligent control

Recommended installation height *

PA3500: 3,5 m

PA4200: 4,2 m

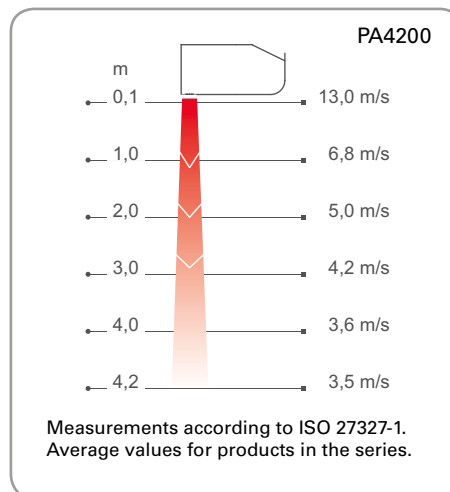
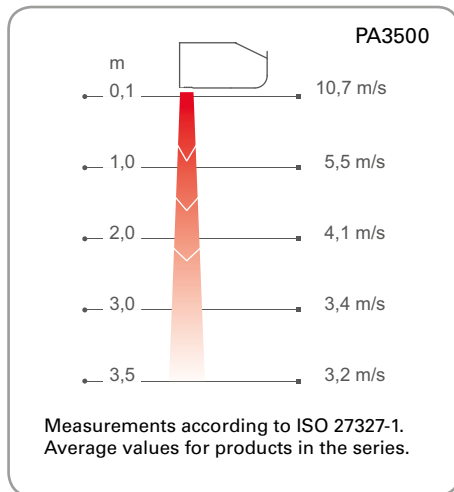
PA3500/4200 has a modern and stylish design developed to fit all entrances. The air curtain is available for horizontal, vertical and recessed installation.

- The air curtain is complemented with a vertical kit for vertical installation.
- Recommended installation width 5-6 m (2 units, one on each side).
- The accessory Design kit enables a neat installation with concealed mountings, pipes and cables.
- Corrosion proof housing made of hot zinc-plate and powder enamelled steel panels. Colour front and service hatch: white, RAL 9016, NCS S 0500-N. Colour grille, rear section and ends: grey, RAL 7046.



Optimized airflow with Thermozone technology.

Air velocity profile



Control



SIRe Basic



SIRe Competent



SIRe Advanced

This air curtain is supplied prepared for the SIRe control system that has many smart and energy saving functions. There are three different levels with different functionality to choose from, Basic, Competent or Advanced. Water heated units must always be supplemented with valves.

For further information and options, see the "Controls" section.

*) Recommended installation height and width varies depending on the relevant premises.

Recommended installation height 3,5 m

✿ Ambient, no heat - PA3500 A (IP21)

Type	Output [kW]	Airflow*1 [m³/h]	Sound power*2 [dB(A)]	Sound pressure*3 [dB(A)]	Output motor [W]	Voltage motor [V]	Amperage motor [A]	Length [mm]	Weight [kg]
PA3510A	0	900/2000	78	41/61	580	230V~	2,6	1039	36
PA3515A	0	1400/3100	79	42/62	880	230V~	3,9	1549	50
PA3520A	0	1750/4000	79	43/63	1130	230V~	5,0	2039	65
PA3525A	0	2400/5250	80	44/64	1500	230V~	6,5	2549	79

⚡ Electrical heat - PA3500 E (IP20)

Type	Output step [kW]	Airflow*1 [m³/h]	Δt^{*4} [°C]	Sound power*2 [dB(A)]	Sound pressure*3 [dB(A)]	Output motor [W]	Voltage motor [V]	Amperage motor [A]	Voltage [V] Amperage [A] (heat)	Length [mm]	Weight [kg]
PA3510E08	2,7/5,4/8,1	900/2000	27/12	78	41/61	580	230V~	2,6	400V3~/11,7	1039	44
PA3515E12	3,9/7,8/12	1400/3100	26/12	79	42/62	880	230V~	3,9	400V3~/16,9	1549	63
PA3520E16	5,4/11/16	1750/4000	28/12	80	43/63	1130	230V~	5,0	400V3~/23,4	2039	80
PA3525E20	6,6/13/20	2400/5250	25/11,5	81	44/64	1500	230V~	6,5	400V3~/28,6	2549	104

💧 Water heat - PA3500 WL, coil for low water temperature (≤ 80 °C) (IP21)

Type	Output*5 [kW]	Airflow*1 [m³/h]	$\Delta t^{*4,5}$ [°C]	Water volume [l]	Sound power*2 [dB(A)]	Sound pressure*3 [dB(A)]	Output motor [W]	Voltage motor [V]	Amperage motor [A]	Length [mm]	Weight [kg]
PA3510WL	12	950/1900	23/19	1,5	76	43/60	540	230V~	2,35	1039	43
PA3515WL	19	1350/2900	25/20	2,4	77	44/61	770	230V~	3,4	1549	60
PA3520WL	26	1800/3900	25/20	3,3	78	45/62	970	230V~	4,3	2039	75
PA3525WL	35	2300/5100	25/20	4,2	79	46/63	1310	230V~	5,7	2549	95

💧 Water heat - PA3500 WH, coil for high temperature water (≥ 80 °C) (IP21)

Type	Output*6 [kW]	Airflow*1 [m³/h]	$\Delta t^{*4,6}$ [°C]	Water volume [l]	Sound power*2 [dB(A)]	Sound pressure*3 [dB(A)]	Output motor [W]	Voltage motor [V]	Amperage motor [A]	Length [mm]	Weight [kg]
PA3510WH	10	950/1900	21/16	1,0	76	43/60	540	230V~	2,35	1039	42
PA3515WH	16	1350/2900	22/17	1,6	77	44/61	770	230V~	3,4	1549	58
PA3520WH	23	1800/3900	23/17	2,2	78	45/62	970	230V~	4,3	2039	73
PA3525WH	29	2300/5100	23/17	2,9	79	46/63	1310	230V~	5,7	2549	92

💧 Water heat - PA3500 WLL, coil for very low temperature water (≤ 60 °C) (IP21)

Type	Output*7 [kW]	Airflow*1 [m³/h]	$\Delta t^{*4,7}$ [°C]	Water volume [l]	Sound power*2 [dB(A)]	Sound pressure*3 [dB(A)]	Output motor [W]	Voltage motor [V]	Amperage motor [A]	Length [mm]	Weight [kg]
PA3510WLL	7,6	900/1850	14/12	2,0	75	43/60	460	230V~	2,0	1039	44
PA3515WLL	11	1300/2750	14/12	4,1	76	44/61	740	230V~	3,25	1549	63
PA3520WLL	16	1700/3700	15/13	5,6	77	45/62	920	230V~	4,0	2039	78
PA3525WLL	21	2250/4900	15/13	8,3	78	46/63	1280	230V~	5,6	2549	100

*1) Lowest/highest airflow of totally 5 fan steps.

*2) Sound power (L_{WA}) measurements according to ISO 27327-2: 2014, Installation type E.

*3) Sound pressure (L_{pA}). Conditions: Distance to the unit 5 metres. Directional factor: 2. Equivalent absorption area: 200 m². At lowest/highest airflow.

*4) Δt = temperature rise of passing air at maximum heat output and lowest/highest airflow.

*5) Applicable at water temperature 60/40 °C, air temperature, in +18 °C.

*6) Applicable at water temperature 80/60 °C, air temperature, in +18 °C.

*7) Applicable at water temperature 40/30 °C, air temperature, in +18 °C.

Recommended installation height 4,2 m

✿ Ambient, no heat - PA4200 A (IP21)

Type	Output [kW]	Airflow* ¹ [m ³ /h]	Sound power* ² [dB(A)]	Sound pressure* ³ [dB(A)]	Output motor [W]	Voltage motor [V]	Amperage motor [A]	Length [mm]	Weight [kg]
PA4210A	0	950/2400	82	46/66	920	230V~	4,0	1039	43
PA4215A	0	1300/3500	83	47/67	1260	230V~	5,5	1549	56
PA4220A	0	1900/4800	84	48/68	1840	230V~	8,0	2039	75
PA4225A	0	2300/5900	85	49/69	2140	230V~	9,3	2549	91

⚡ Electrical heat - PA4200 E (IP20)

Type	Output step [kW]	Airflow* ¹ [m ³ /h]	Δt * ⁴ [°C]	Sound power* ² [dB(A)]	Sound pressure* ³ [dB(A)]	Output motor [W]	Voltage motor [V]	Amperage motor [A]	Voltage [V] Amperage [A] (heat)	Length [mm]	Weight [kg]
PA4210E12	3,9/7,8/12	950/2400	38/15	82	46/66	920	230V~	4,0	400V3~/16,9	1039	50
PA4215E18	6,0/12/18	1300/3500	42/16	83	47/67	1260	230V~	5,5	400V3~/26,0	1549	71
PA4220E24	7,8/15/23	1900/4800	37/14	84	48/68	1840	230V~	8,0	400V3~/33,8	2039	94
PA4225E30	9,9/20/30	2300/5900	39/15	85	49/69	2140	230V~	9,3	400V3~/42,9	2549	113

💧 Water heat - PA4200 WL, coil for low water temperature (≤ 80 °C) (IP21)

Type	Output* ⁵ [kW]	Airflow* ¹ [m ³ /h]	Δt * ^{4,5} [°C]	Water volume [l]	Sound power* ² [dB(A)]	Sound pressure* ³ [dB(A)]	Output motor [W]	Voltage motor [V]	Amperage motor [A]	Length [mm]	Weight [kg]
PA4210WL	16	1050/2600	25/18	1,9	80	44/64	920	230V~	4,0	1039	50
PA4215WL	25	1600/3800	25/19	3,0	81	45/65	1330	230V~	5,8	1549	67
PA4220WL	35	2200/5300	25/19	4,1	82	46/66	1930	230V~	8,4	2039	90
PA4225WL	44	2800/6400	26/20	5,2	83	47/67	2280	230V~	9,9	2549	109

💧 Water heat - PA4200 WH, coil for high temperature water (≥ 80 °C) (IP21)

Type	Output* ⁶ [kW]	Airflow* ¹ [m ³ /h]	Δt * ^{4,6} [°C]	Water volume [l]	Sound power* ² [dB(A)]	Sound pressure* ³ [dB(A)]	Output motor [W]	Voltage motor [V]	Amperage motor [A]	Length [mm]	Weight [kg]
PA4210WH	14	1050/2600	22/16	1,3	80	44/64	920	230V~	4,0	1039	49
PA4215WH	21	1600/3800	22/16	2,0	81	45/65	1330	230V~	5,8	1549	65
PA4220WH	30	2200/5300	23/17	2,7	82	46/66	1930	230V~	8,4	2039	87
PA4225WH	36	2800/6400	22/16	3,8	83	47/67	2280	230V~	9,9	2549	105

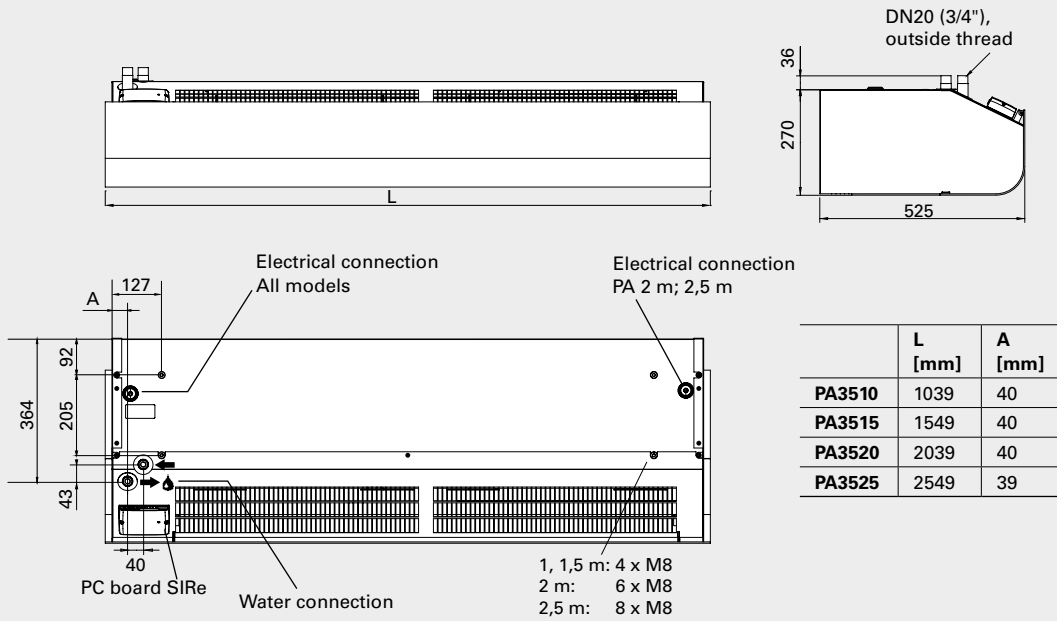
💧 Water heat - PA4200 WLL, coil for very low temperature water (≤ 60 °C) (IP21)

Type	Output* ⁷ [kW]	Airflow* ¹ [m ³ /h]	Δt * ^{4,7} [°C]	Water volume [l]	Sound power* ² [dB(A)]	Sound pressure* ³ [dB(A)]	Output motor [W]	Voltage motor [V]	Amperage motor [A]	Length [mm]	Weight [kg]
PA4210WLL	10	1000/2500	15/12	2,5	80	44/64	920	230V~	4,0	1039	52
PA4215WLL	15	1500/3600	15/13	4,7	81	45/65	1330	230V~	5,8	1549	70
PA4220WLL	21	2100/5200	15/12	7,5	82	46/66	1930	230V~	8,4	2039	95
PA4225WLL	26	2700/6200	15/12	9,6	83	47/67	2280	230V~	9,9	2549	115

*¹) Lowest/highest airflow of totally 5 fan steps.*²) Sound power (L_{wa}) measurements according to ISO 27327-2: 2014, Installation type E.*³) Sound pressure (L_{pa}). Conditions: Distance to the unit 5 metres. Directional factor: 2. Equivalent absorption area: 200 m². At lowest/highest airflow.*⁴) Δt = temperature rise of passing air at maximum heat output and lowest/highest airflow.*⁵) Applicable at water temperature 60/40 °C, air temperature, in +18 °C.*⁶) Applicable at water temperature 80/60 °C, air temperature, in +18 °C.*⁷) Applicable at water temperature 40/30 °C, air temperature, in +18 °C.

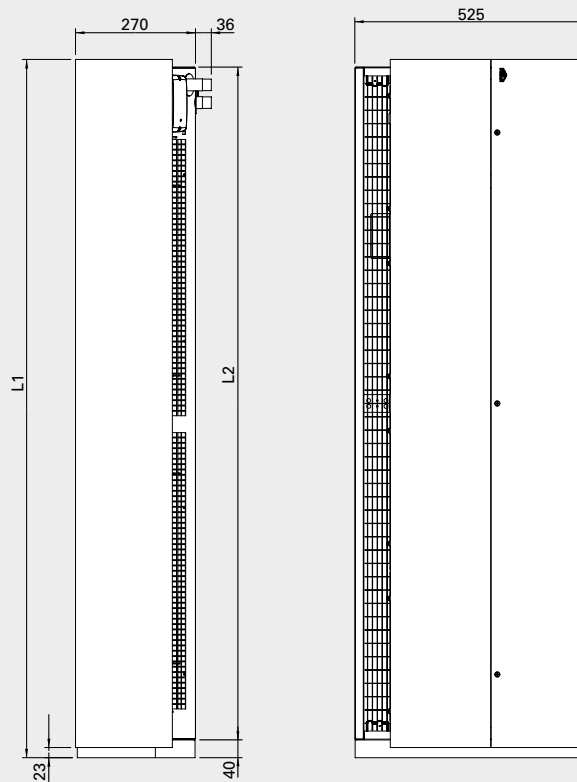
Dimensions PA3500

Horizontal mounting



Vertical mounting

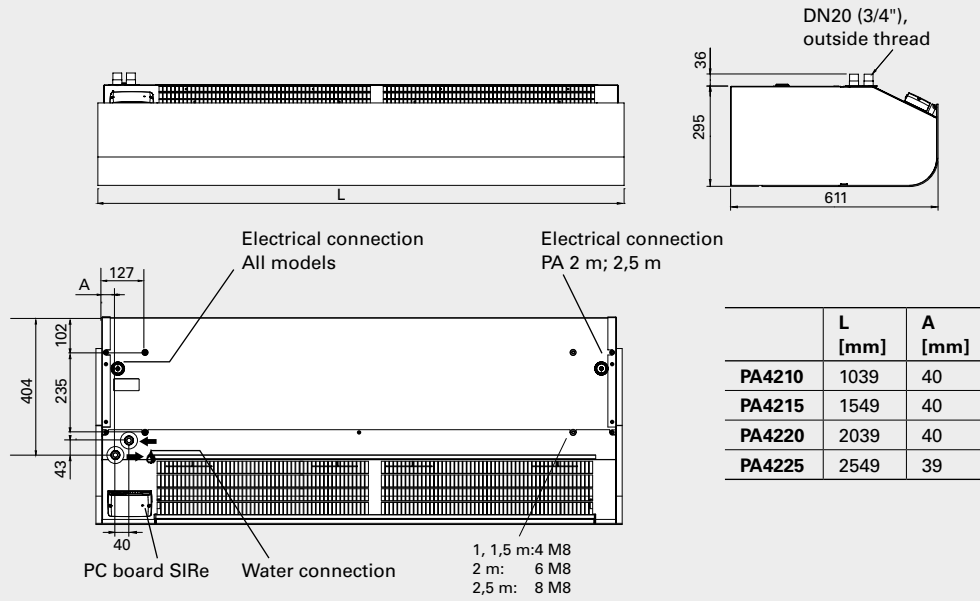
The unit can be reversed and placed on either side of the door. Connections and PC Board SIRe are positioned near floor level when the air curtain is placed to the left of the door and at the top when it is placed to the right (seen from the inside).



	L1 [mm]	L2 [mm]
PA3515	1572	1515
PA3520	2062	2004
PA3525	2572	2515

Dimensions PA4200

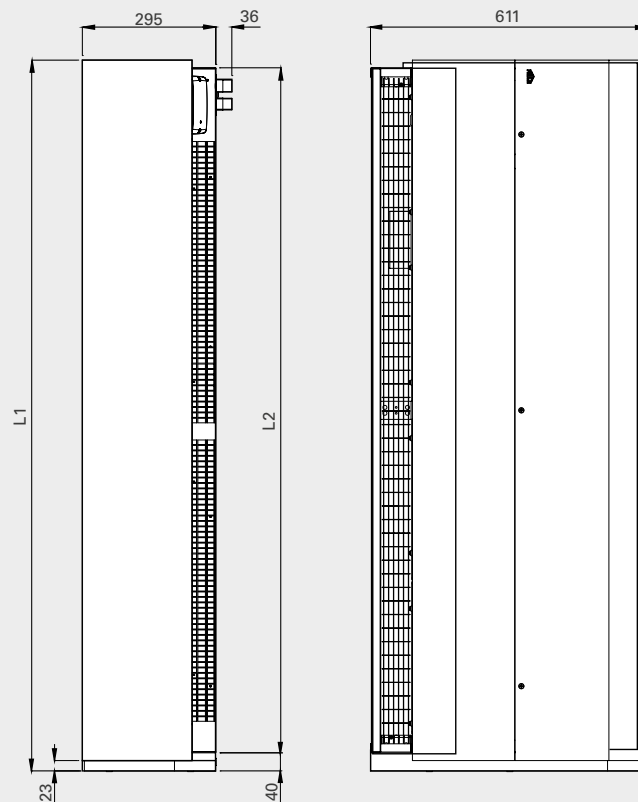
Horizontal mounting



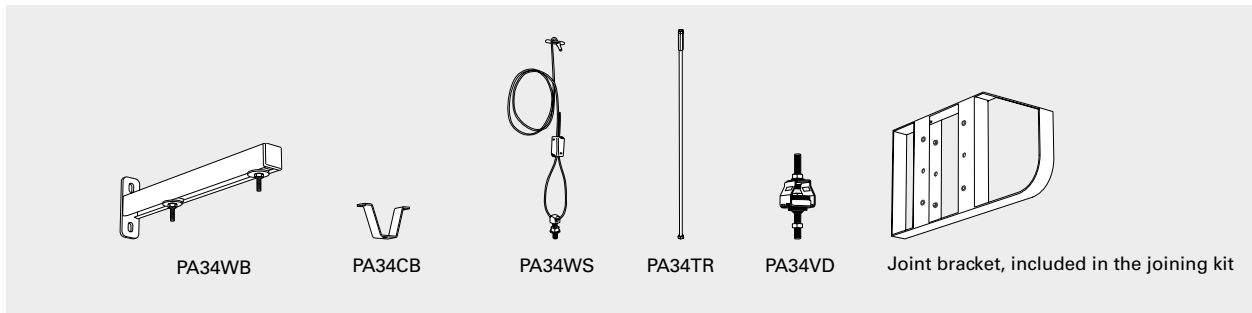
Vertical mounting

The unit can be reversed and placed on either side of the door. Connections and PC Board SIRE are positioned near floor level when the air curtain is placed to the left of the door and at the top when it is placed to the right (seen from the inside).

	L1 [mm]	L2 [mm]
PA4215	1572	1515
PA4220	2062	2004
PA4225	2572	2515



Accessories PA3500/4200 - Horizontal mounting



PA34WB, wall brackets

Brackets for installing unit horizontally on a wall.

PA34CB, ceiling brackets

Ceiling brackets for installing the unit from the ceiling using wires or threaded bars (not included). Best combined with vibration dampers (PA34VD) when using threaded bars.

PA34WS, wire suspension kit

Galvanized wires with wire locks to secure the unit from the ceiling. Length 3 m. Used together with ceiling brackets (PA34CB).

PA34TR, threaded bars

Threaded bars for installing unit on to a ceiling. Length 1 m. Used together with ceiling brackets (PA34CB). Supplemented with vibration dampers (PA34VD) for reduced vibration.

PA34VD, vibration dampers

Reduces vibrations for ceiling installations with threaded bars.

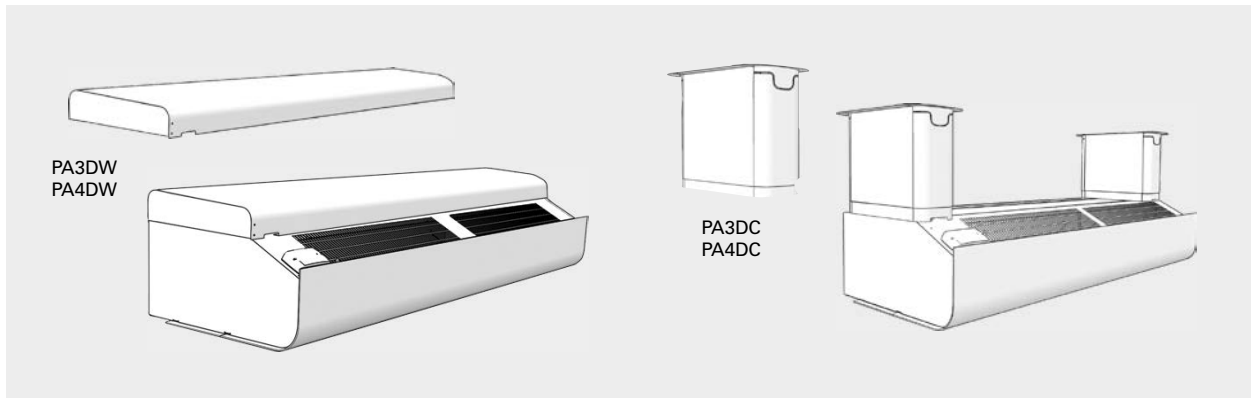
PA3JK/PA4JK, joining kit

Used to join horizontal units together for a sleek and unified installation. Consists of joint bracket and mounting parts.

Type	Description	Quantity included	Length
PA34WB15	Wall brackets for 1 and 1,5 metre units	2	400 mm
PA34WB20	Wall brackets for 2 metre units	3	400 mm
PA34WB30	Wall brackets for 2,5 metre units	4	400 mm
PA34CB15	Ceiling brackets for 1 and 1,5 metre units	4	
PA34CB20	Ceiling brackets for 2 metre units	6	
PA34CB30	Ceiling brackets for 2,5 metre units	8	
PA34WS15	Wire suspension kit for 1 and 1,5 metre units	4	3 m
PA34WS20	Wire suspension kit for 2 metre units	6	3 m
PA34WS30	Wire suspension kit for 2,5 metre units	8	3 m
PA34TR15	Threaded bars for 1 and 1,5 metre units	4	1 m
PA34TR20	Threaded bars for 2 metre units	6	1 m
PA34TR30	Threaded bars for 2,5 metre units	8	1 m
PA34VD15	Vibration dampers for 1 and 1,5 metre units	4	
PA34VD20	Vibration dampers for 2 metre units	6	
PA34VD30	Vibration dampers for 2,5 metre units	8	
PA3JK	Joining kit for PA3500	1	
PA4JK	Joining kit for PA4200	1	

For mounting, connection, wiring diagrams and other technical information, please see the manual.

Accessories PA3500/4200 - Horizontal mounting



PA3DW/PA4DW, design kit for wall mounting
Used to conceal mountings, cables and pipes. Used together with ceiling brackets PA34WB.

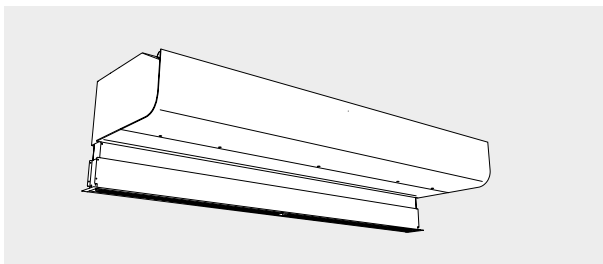
Type	Description	LxHxW [mm]
PA3DW10	Design kit for wall mounting PA3510	87x382x1006
PA3DW15	Design kit for wall mounting PA3515	87x382x1516
PA3DW20	Design kit for wall mounting PA3520	87x382x2006
PA3DW25	Design kit for wall mounting PA3525	87x382x2516
PA4DW10	Design kit for wall mounting PA4210	87x424x1006
PA4DW15	Design kit for wall mounting PA4215	87x424x1516
PA4DW20	Design kit for wall mounting PA4220	87x424x2006
PA4DW25	Design kit for wall mounting PA4225	87x424x2516

PA3DC/PA4DC, design kit for ceiling mounting
Used to conceal mountings, cables and pipes. The design kit has a telescope function that can be adapted for the installation. It can also be extended with one or more extension parts.

Two design kits are required for 1 and 1.5 metre units, while 2 metre units need three kits and 2.5 metre units need four kits.

Type	Description
PA3DCS	Design kit for ceiling mounting PA3500, small, 200-300 mm (1 piece)
PA3DCM	Design kit for ceiling mounting PA3500, medium, 300-500 mm (1 piece)
PA3DCL	Design kit for ceiling mounting PA3500, large, 500-900 mm (1 piece)
PA3DXT	Design kit for ceiling mounting PA3500, extension, 420 mm (1 piece)
PA4DCS	Design kit for ceiling mounting PA4200, small, 200-300 mm (1 piece)
PA4DCM	Design kit for ceiling mounting PA4200, medium, 300-500 mm (1 piece)
PA4DCL	Design kit for ceiling mounting PA4200, large, 500-900 mm (1 piece)
PA4DXT	Design kit for ceiling mounting PA4200, extension, 420 mm (1 piece)

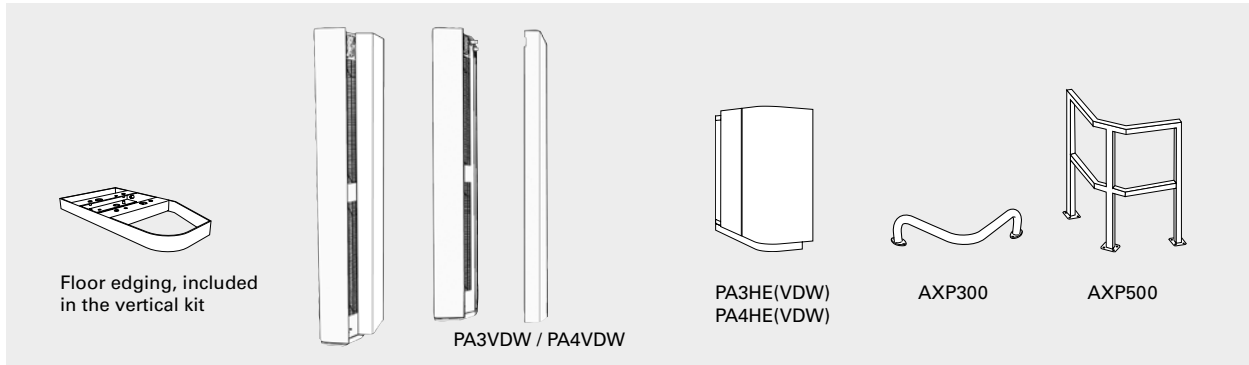
Recessed mounting in suspended ceilings



PA3XT/PA4XT, outlet extension
Outlet extension with telescopic function. Used for recessed installation of units in suspended ceilings.

Type	Description
PA3XT10	Outlet extension for PA3510, 130-200 mm
PA3XT15	Outlet extension for PA3515, 130-200 mm
PA3XT20	Outlet extension for PA3520, 130-200 mm
PA3XT25	Outlet extension for PA3525, 130-200 mm
PA4XT10	Outlet extension for PA4210, 130-200 mm
PA4XT15	Outlet extension for PA4215, 130-200 mm
PA4XT20	Outlet extension for PA4220, 130-200 mm
PA4XT25	Outlet extension for PA4225, 130-200 mm

Accessories PA3500/4200 - Vertical mounting



PA3JK/PA4JK, vertical kit
Used to adapt a horizontal unit for vertical installation. Includes floor frame and mounting parts to support the top. Vertical kit allows two units to be installed on top of each other. One vertical kit is needed per unit.

PA3VDW/PA4VDW, design kit for vertical mounting
Used to conceal cables and pipes.


PA3HE/PA4HE, extension hood
Fills the space between the unit and the ceiling for vertical mounting and provides a neater installation.
PA3HEVDW/PA4HEVDW: extension hood for units with design kit.

AXP300, collision protection
Floor placed protection against impact from e.g. shopping trolleys.

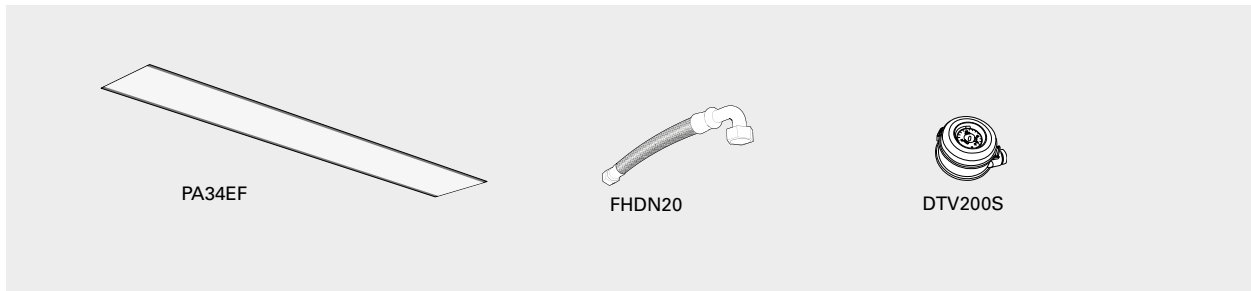
AXP500, collision protection
Floor placed protection against impact from e.g. forklifts. Height 1 m. Colour: red, other colours on request.

Type	Description
PA3JK	Vertical kit PA3500
PA3VDW15	Design kit for vertical mounting PA3515
PA3VDW20	Design kit for vertical mounting PA3520
PA3VDW25	Design kit for vertical mounting PA3525
PA4JK	Vertical kit PA4200
PA4VDW15	Design kit for vertical mounting PA4215
PA4VDW20	Design kit for vertical mounting PA4220
PA4VDW25	Design kit for vertical mounting PA4225

Type	Description
PA3HE	Extension hood for PA3500
PA3HEVDW	Extension hood for PA3500 units with design kit
PA4HE	Extension hood for PA4200
PA4HEVDW	Extension hood for PA4200 units with design kit
AXP300	Collision protection
AXP500	Collision protection



Accessories PA3500/4200 - Unit with water heating



PA34EF, external intake filter
 Fine mesh filter that prevents ingress of dirt and deposits to water heated units. The filter is easy to attach and remove thanks to the integrated magnetic strips. Makes maintenance easier since the unit does not need to be opened.

FHDN20, flexible hoses
 Flexible hoses for easy and practical installation of water heated unit. FHDN20: length 350 mm. FHDN2010: length 1 m. DN20.

DTV200S, filter pressure guard
 Measures the differential pressure, which indicates how dirty the filter is in water heated units. The metering hose is connected to the suction side of the unit (after the filter). Adjustment is performed on site depending on the unit and the environment. Adjustable range 20-300 Pa. Potential free, changeover alarm contact.

Type	Description	Quantity included	Length
PA34EF10	External intake filter for 1 metre units		
PA34EF15	External intake filter for 1,5 metre units		
PA34EF20	External intake filter for 2 metre units		
PA34EF25	External intake filter for 2,5 metre units		
FHDN20	Flexible hoses DN20, inside thread, 90° bend	2	350 mm
FHDN2010	Flexible hoses DN20, inside thread, 90° bend	2	1 m
DTV200S	Filter pressure guard		

