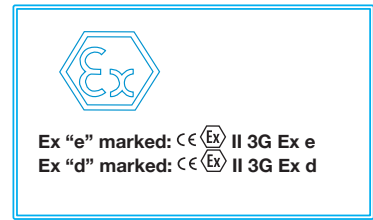


CPV/ATEX *Plastic anticorrosive centrifugal fans with ATEX certification*



Centrifugal single-inlet fans made from ATEX anti-static plastic, to operate in explosive atmospheres, with CEE ExII3G Ex e explosion-proof motor or CEE ExII3G Ex d flame-resistant motor



Fan:

- ATEX anti-static plastic casing
- Impeller with forward-facing blades made from ATEX anti-static plastic

Motor:

- Class F insulation, IP55 with ATEX certification, Ex"e" explosion-proof or Ex"d" flame-resistant
- Three phase, 50Hz, 230/400V motors up to and including 4kW. 400/690V over 4kW)
- Max. air temperature to transport: -20°C+ 80°C

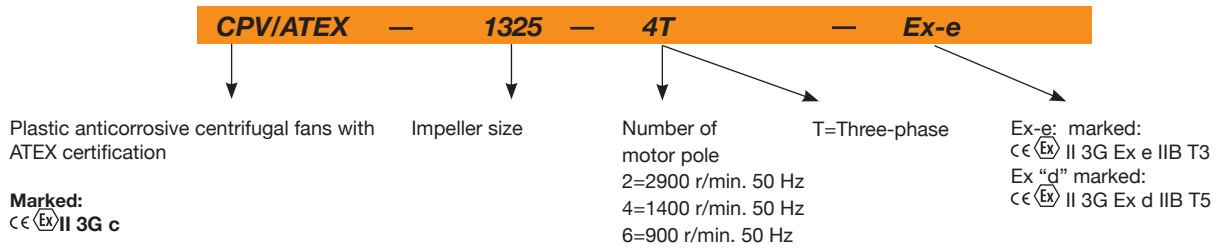
Finish:

- ATEX plastic anticorrosive

On request:

- Built-in motors with PTC
- Special windings for different electrical supplies and frequencies
- ATEX construction for different categories

Order code



Technical characteristics

Model	Speed (r/min)	Maximum admissible current (A)		Installed power (kW)	Maximum airflow (m³/h)	Sound pressure level dB(A)	Approx. weight (Kg)
		230V	400V				
CPV/ATEX-815-2T	2770	2.08	1.20	0.37	950	75	14.0
CPV/ATEX-815-4T	1370	2.08	1.20	0.25	450	58	14.0
CPV/ATEX-1020-2T	2820	3.46	2.00	0.75	2000	81	19.5
CPV/ATEX-1020-4T	1370	2.08	1.20	0.25	1250	65	19.5
CPV/ATEX-1020-6T	910	2.42	1.40	0.25	750	53	19.5
CPV/ATEX-1325-2T	2860	8.66	5.00	2.20	3250	87	27.0
CPV/ATEX-1325-4T	1370	2.60	1.50	0.37	2300	69	27.0
CPV/ATEX-1325-6T	910	2.42	1.40	0.25	1400	59	27.0
CPV/ATEX-1630-4T	1400	6.93	4.00	1.50	4500	75	34.5
CPV/ATEX-1630-6T	930	3.46	2.00	0.55	2700	63	34.5

Acoustic features

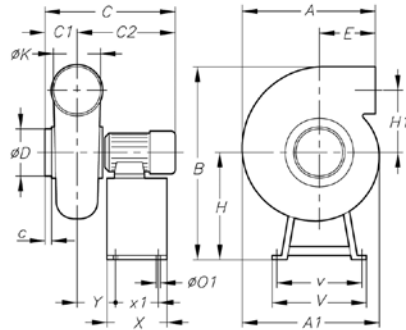
The specified values are determined according to free field measurements of pressure and sound levels in dB(A) at an equivalent distance of twice the fan's span plus the turbine's diameter, with a minimum of 1.5 m.

Sound power Lw(A) spectrum in dB(A) via frequency band in Hz.

Model	63	125	250	500	1000	2000	4000	8000	Model	63	125	250	500	1000	2000	4000	8000
815-2	56	69	77	81	81	77	73	65	1325-2	70	83	91	95	96	92	88	79
815-4	39	52	60	64	64	60	56	48	1325-4	52	65	73	77	78	74	70	61
1020-2	62	75	83	87	87	83	79	71	1325-6	42	55	63	67	68	64	60	51
1020-4	46	59	67	71	71	67	63	55	1630-4	60	73	81	85	86	82	78	69
1020-6	34	47	55	59	59	55	51	43	1630-6	48	61	69	73	74	70	66	57

Dimensions in mm

CPV-815...1630



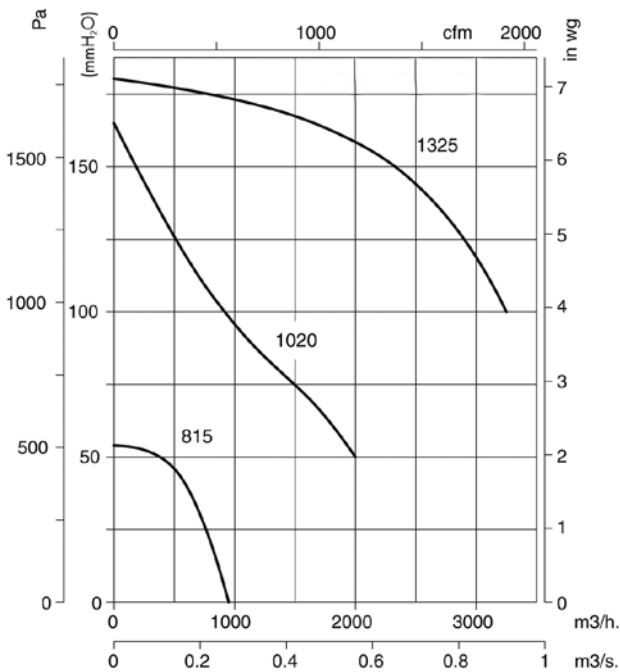
Model	A	A1	B	C	C1	C2	c	øD	E	H	H1	øK	øO1	V	v	X	x1	Y
CPV/ATEX-815	307	335	521	360	100	260	30	125	100	281	177.5	125	8	355	335	180	160	90
CPV/ATEX-1020-2T	340	397	593	445.5	116	329.5	32	160	100	290	223	160	8	355	335	180	160	127.5
CPV/ATEX-1020-4/6T	340	397	584	422.5	116	306.5	32	160	100	281	223	160	8	355	335	180	160	122.5
CPV/ATEX-1325-2T	413	505	735	494	130	364	35	200	103	370	265	200	8	400	380	180	160	125
CPV/ATEX-1325-4/6T	413	505	716	432.5	130	302.5	35	200	103	351	265	200	8	400	380	180	160	113.5
CPV/ATEX-1630-4T	480	602	890	536.5	145	391.5	35	250	117	440	323	250	8	450	430	240	220	142.5
CPV/ATEX-1630-6T	480	602	880	503	145	358	35	250	117	430	323	250	8	450	430	240	220	138

Characteristic curves

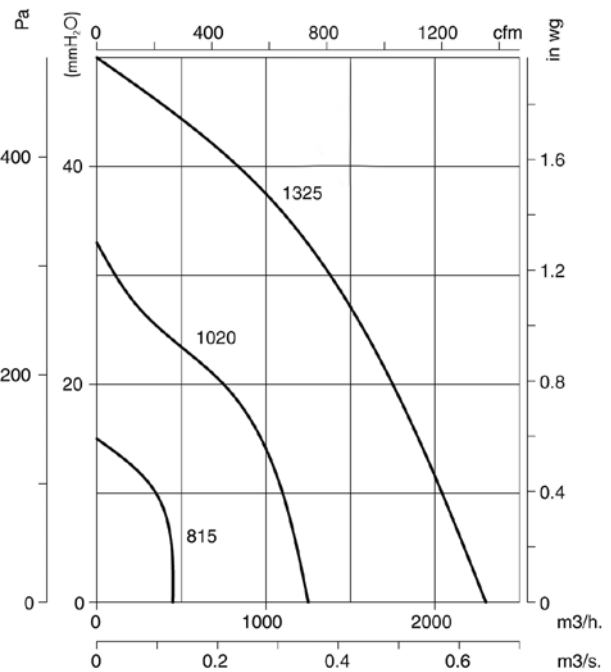
Q = Airflow in m³/h, m³/s and cfm.

Pe = Static pressure in mmH₂O, Pa and inwg.

2T=3000 r/min.



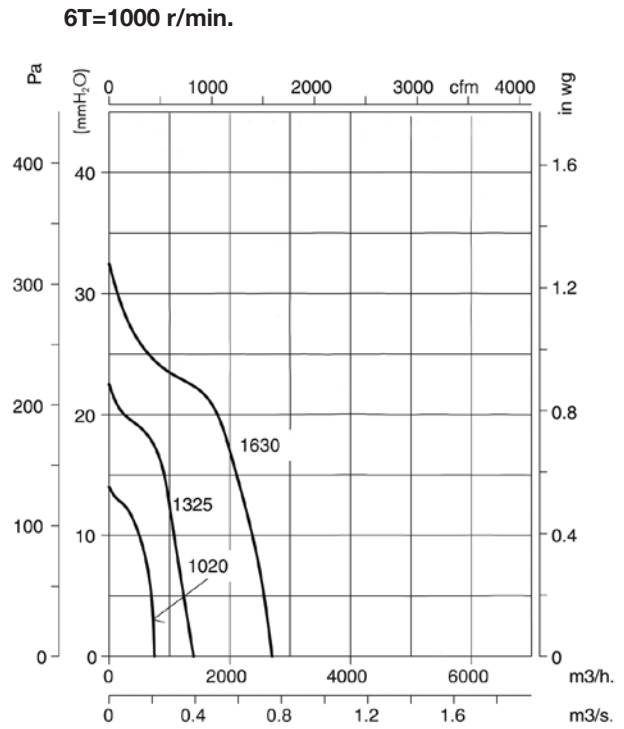
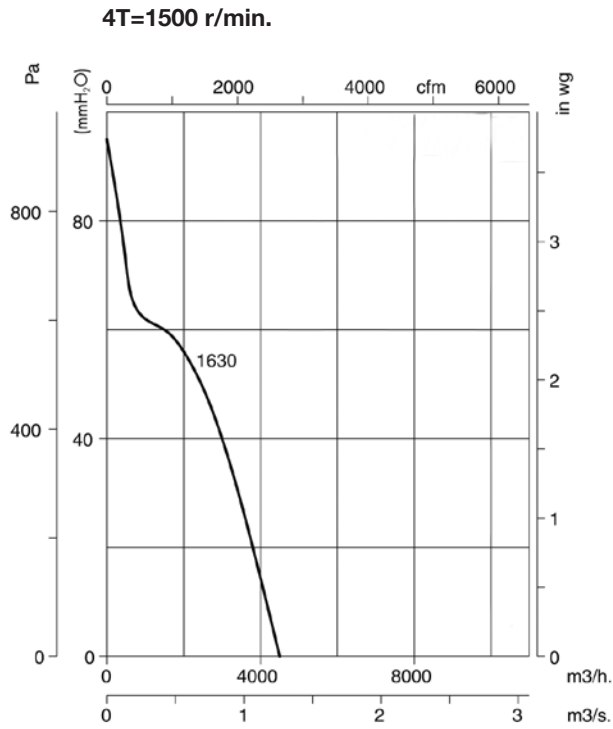
4T=1500 r/min.



Characteristic curves

Q = Airflow in m³/h, m³/s and cfm.

Pe = Static pressure in mmH₂O, Pa and inwg.



Positions

LG 90 standard supply



Accessories

See accessories section.

