



CBD-2828-4M 3/4/HE

Code: 1009166



Double inlet centrifugal fans with direct drive motors and forward curved impeller

Fan:

- Galvanised steel sheet casing.
- Forward curved impeller in galvanised sheet steel.
- Supplied with PSB support feet.

Motor:

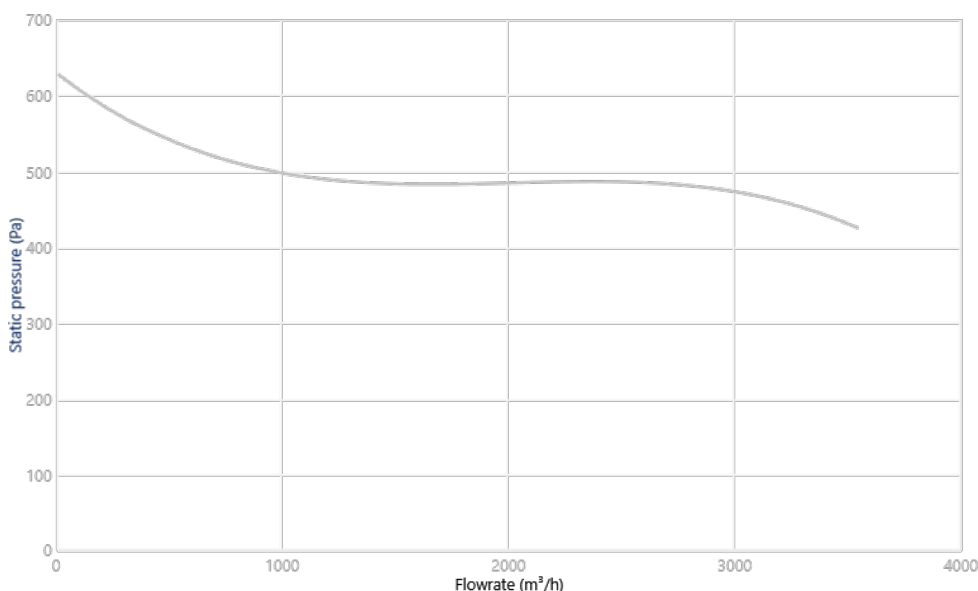
- High efficiency (HE) motors in compliance with ErP 2015.
- Enclosed motors with built-in thermal protector, class F, with ball bearings, IP54 protection.
- Single-phase 220-240 V 50 Hz and three-phase 220-240/380-415 V 50 Hz.
- Working temperature: -25 °C +60 °C.

Finish:

- Galvanised steel sheet.



CHARACTERISTIC CURVE AND ACOUSTICS AT 1.2KG/M³



Design Point

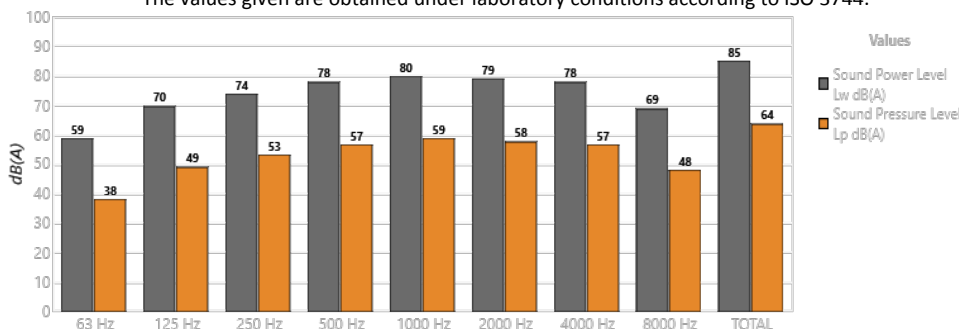
Q (m³/h)	
Ps (Pa)	

Service Point (SP)

Q (m³/h)	-
Ps (Pa)	-
Pd (Pa)	-
Pt (Pa)	-

Acoustics: Radiated, 3 (m), Free field

The values given are obtained under laboratory conditions according to ISO 3744.



Band	Lw dB(A)	Lp dB(A)
63 Hz	59	38
125 Hz	70	49
250 Hz	74	53
500 Hz	78	57
1000 Hz	80	59
2000 Hz	79	58
4000 Hz	78	57
8000 Hz	69	48
TOTAL	85	64

TECHNICAL CHARACTERISTICS

Airflow maximum (m³/h)	3544
Speed (rpm)	1310
Maximum static pressure (Pa)	627.7
Maximum total pressure (Pa)	627.7





ERP

Efficiency	43.2%
Efficiency grade N	50.4
Measurement category	A
Efficiency category	Static
Specific ratio	1.00
Flowrate (m ³ /h)	2365

Pressure (Pa)	486
Input power (kW)	0.739
Speed (rpm)	1317
Variable speed drive	VSD not necessary
ErP compliance	2015

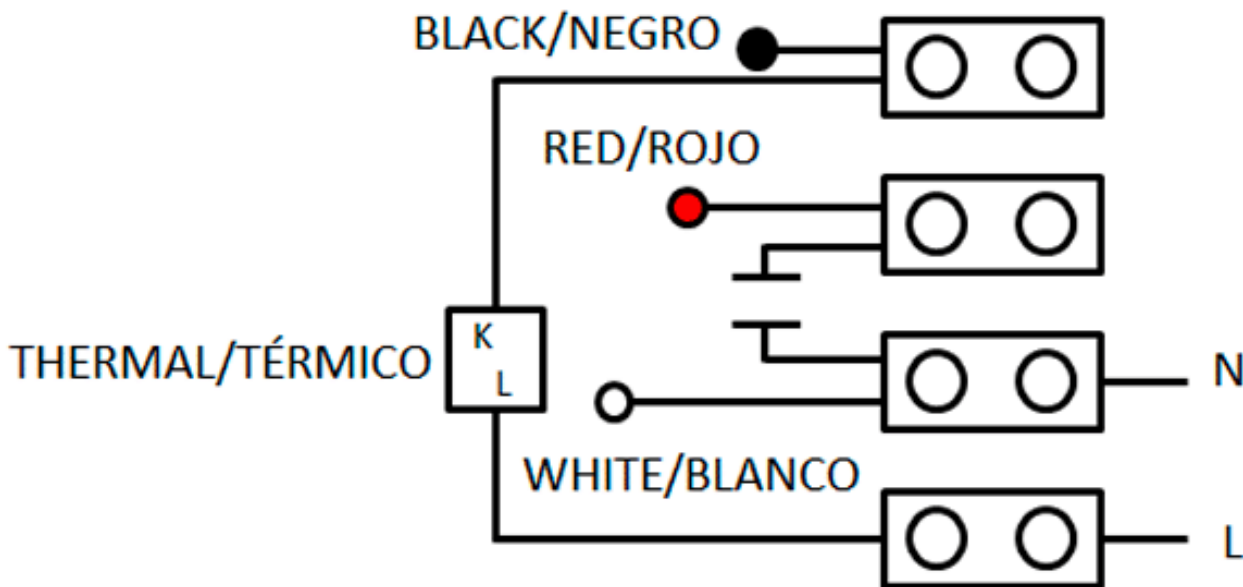
♦ Data established at point of optimum efficiency

MOTOR DATA

Rated Mechanical Power (kW)	0.55
Hz/phases	50/1
Motor (rpm)	1310

Poles	4P
Max. current (A) 220-240 V	4.5
Motor frame size	80

Data can change, please check motor plate



DIMENSIONS

A	B1	B2	E	E1	H	K	L	UxS	V	X	Z1	Z
422	450	246	202	73	204	326	292	9x16	315	352	45	371

Dimensions without explicitly defined units are shown in millimeters (mm). Dimensions depending on the motor are approximate

Approx. weight (kg)	16.5
---------------------	------

